

Bridging the gap between real and virtual objects for tabletop games

Jakob Leitner, Christina Köffel,
Michael Haller

Upper Austria University of Applied Sciences
4232 Hagenberg - AUSTRIA
{jakob.leitner | haller} @ fh-hagenberg.at

ABSTRACT

In this paper, we present a collaborative tabletop game which combines both the real and virtual world. The main motivation for this game was to augment a traditional board game with additional digital content. Users have to work together and place domino pieces in each level. We present the implementation including the hardware components and the software implementation, describe the game design and discuss the game. Finally, we also discuss the results of our first pilot study.

Categories and Subject Descriptors

H.5.2 [Information Interfaces and Presentation]: User Interfaces—*Input devices and strategies* H.5.3 Groups and organizational interfaces: *Computer supported cooperative work*.

Keywords

Tabletop game, physical objects, digital pen, design.

1. INTRODUCTION

Over the last decade we recognize a shift in the game industry: the rendering quality and the performance of console games are getting better and better. On the other side, the industry is also looking forward to find new ways for attracting more people to play games. Nintendo's Wii controller, for instance, allows a very intuitive interaction. Consequently, people have more fun and they have more experience with the system [7]. However, people are rather focused on the interaction with the system than having a better interpersonal communication. On the other side, people still love to play with traditional board games, such as Risk, Monopoly, and Trivial Pursuit. Both video and board games have their strengths and the logical consequence is to merge both worlds.

Tabletop games are providing an ideal interface for digital board games. In contrast to desktop based games, people have the advantage to play and to see each other. They can collaborate

Permission to make digital or hard copies of all or part of this work for personal or classroom use is granted without fee provided that copies are not made or distributed for profit or commercial advantage and that copies bear this notice and the full citation on the first page. To copy otherwise, or republish, to post on servers or to redistribute to lists, requires prior specific permission and/or a fee.

Conference '04, Month 1–2, 2004, City, State, Country.
Copyright 2004 ACM 1-58113-000-0/00/0004...\$5.00.

better and have more fun during the game. Especially, when talking about role-based games, tabletop setups can become very interesting since they provide a great face-to-face communication.




Figure 1: Comino is a tabletop game which combines both real and virtual game-features in one game.

In this paper, we present the tabletop game Comino, which closes the gap between traditional board games and computer based games. Motivated by the traditional Dominoes and by the Incredible Machine, we wanted to create a game, which allows children to solve a puzzle by using real and digital domino pieces. Figure 1 shows a snapshot of our tabletop game. The real pieces can push the virtual and vice versa. Thus, users have to find out, in which situation they have to use the real pieces and where the performance of the digital pieces can support them solving a task.

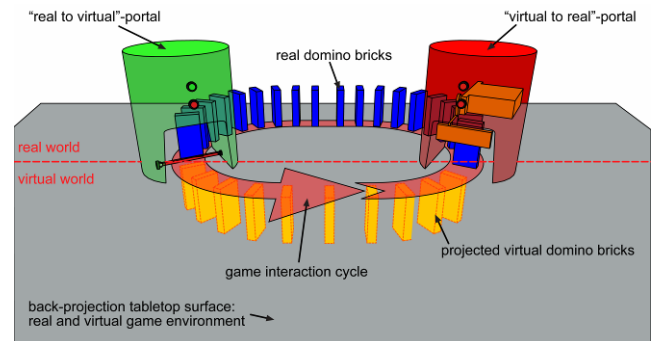


Figure 2: Physical portals help to close the gap between the real and virtual domino pieces.

Figure 2 depicts both the real and digital world. Both worlds are connected through two special portals, which allow a seamless integration of the digital domino pieces in the real environment.

2. RELATED WORK

Multimodal interfaces that combine gestures with additional modalities like speech have been examined since the early 80s and have shown significant potential to make human-computer interaction in games more natural and efficient. A number of systems have emerged in recent years in which users can interact by speech combined with pointing or more complex gestures. Using a variety of available sensors and targeting diverse use environments, existing research has addressed the recognition of detailed hand gestures as well as full body (pose) gestures [6]. Physical user action as an interaction modality have been recently explored in research projects, mostly in an entertainment/sports context [14], and has entered the commercial realm with the EyeToy extension for the Sony Playstation 2 and with the Nintendo Wii console.

In the same way, Mixed Reality and Pervasive Games are increasingly getting popular. Human Pacman [3] and ARQuake [15] are just two examples, where the researchers integrated traditional video games in a Mixed Reality environment.

In order to improve the social gaming experience, Magerkurth et al. propose a tabletop setup which combines the advantages of a digital environment with the social impact of board games. People are sitting face-to-face, they share the same experience, and they play in a new digital/real world [12]. Most of recent work on interactive surfaces deals with merging real with the virtual (digital) enabling people to share the same experience [5][11][13]. Barakonyi et al. present in [1] the game MonkeyBridge and extend the idea of Magerkurth. They implemented a collaborative Augmented Reality game employing autonomous animated agents. Although playing around a table, the authors implemented their game using head mounted displays. Wilson demonstrated PlayTogether, an interactive tabletop system that enables multiple remotely and co-located people engaging in games with real games pieces [16].

Our work is influenced by the previous work, but it is different in a number of important ways. Our system benefits from the following features:

- Seamless combination of both real and virtual data combined with augmented content,
- digital objects can trigger real objects and vice versa,
- participants have to work with both objects for solving a task, and
- participants should not have to use special hardware devices (e.g. HMDs).

3. COMINO – THE GAME

Comino is a collaborative tabletop game for up to four players who have to solve a puzzle using both real and digital domino tiles. To link both worlds, we implemented special physical interfaces (see Figure 3).



Figure 3: Different physical objects have to be used for pushing the real/digital domino pieces. The actuator of the first tower can push real domino tiles. The photo sensor of the second tower can track the falling physical piece and push the digital ones.

Using the wireless pen-interface, players can *draw* a path on the table's surface for placing the digital (projected) domino tiles (see Figure 4). Since our system is based on a physics engine, even the digital tiles can topple down by awkward handling.

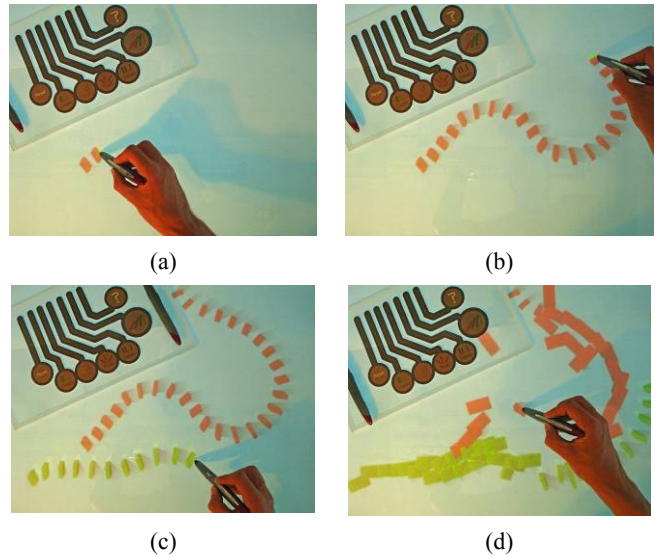


Figure 4: The digital domino pieces are placed with a digital pen. The physics engine allows a natural interaction with the environment.

The players can select between different actions, set up domino pieces, re-position, or delete domino pieces. At the same time, other users can start setting up real domino pieces directly on the same surface of the back-projection table, creating a very strong mixed reality experience. While playing, the users can move freely around the table. Comino has no dedicated mode for setting up the domino pieces. Hence it happens quite often that either the real or the virtual domino pieces start toppling over before the chain-reaction is started by the users, forcing the users to work together even more. The tension of the players is at its peak once everything is set up, the chain-reaction is started and everybody is

hoping for his part of the domino line to work until the last block has fallen down and the game advances to the next level.

In some cases, users need to switch to the real world using custom-built physical portals (see Figure 3) that allow a physical impulse to be "transferred" to the physical world and vice versa. Hence digital domino tiles can cause real domino tiles to topple over and the other way around. The setup is based on a rear-projection table with a special surface that allows to simultaneously localizing multiple digital pens. Using these pens, the players can position virtual domino tiles on the projected surface. The terrain also constrains the area where the stones can be placed.



Figure 5: Comino in action. Up to four people can interact simultaneously with the system and place both real and digital domino tiles.

4. IMPLEMENTATION

Figure 6 depicts the system outline of the tabletop game Comino.

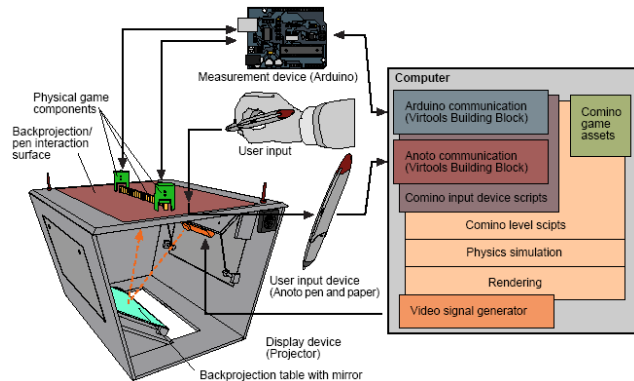


Figure 6: System outline. The physical objects are based on Arduino's technology, while the digital domino pieces are placed by using Anoto pens. The rendering is realized with Virtools.

The four main parts are:

- rear-projection table,
- the physical game components,
- digital pens,
- and the Comino software.

The main interface is the interactive table on which the user can place the domino pieces. Notice that we neither track the position of the real pieces nor we track the position of the physical towers. The levels (currently we implemented three different levels) are scripted in Virtools. The physical simulation engine allows a natural behavior of all digital objects. Finally, we also integrated special visual effects (e.g. shadows, reflections, particle systems) to enhance the rendering quality.

4.1 Game Table

The table uses a projector (including a mirror) and a special back projection surface to display computer generated images on the tabletop. The height of the table is approximately 90cm which allows convenient interaction while standing around the table.




Figure 7: Using the back-projection screen for both the real and virtual game components allows the display of dynamic help for the physical game parts.

In our setup, we used an A0-sized rear projection surface (112.0cm×85cm). In Comino, we used a semitransparent HP Colorlucet Backlit UV foil as projection surface. The foil is also used as tracking surface for the Anoto pens which were used as user input devices [2]. The pattern, printed on the foil, is clamped in-between two acrylic panels. The panel in the back has a width of 6mm and guarantees a stable and robust surface while the panel in the front has a width of only 0.8mm to protect the pattern from scratches. We noticed that the acrylic cover in the front does not diffract the Anoto pattern at all. However, using thicker front panels (e.g. ≥ 4 mm), produces bad tracking results.

Before the use of the pens, the Anoto pattern is calibrated with custom written software to fit the projected image, allowing fast and accurate tracking of multiple pens. The rear-projection screen also acts as the game surface for the physical game components. Hence, the physical parts can be augmented with virtual content and dynamic virtual help screens (see Figure 7).

4.2 Real and virtual objects

The interaction between the real and virtual game components was realized using custom built hardware interfaces (so called portals) and Arduino microcontrollers [9]. Setting up the game's physical components is also part of the game-play. Therefore, the microcontroller was integrated in an enclosure (so called sensorbox) ensuring that the players could not destroy the

Arduino board by erroneous wiring or mishandling. Both the sensorbox and the portals were equipped with color-coded Mini-Din-connectors facilitating the setup of the physical game components and preventing short circuits and possible damage of the portals. The sensorbox is connected to the host computer via USB, allowing real-time serial communication with the game-engine (see Figure 8).

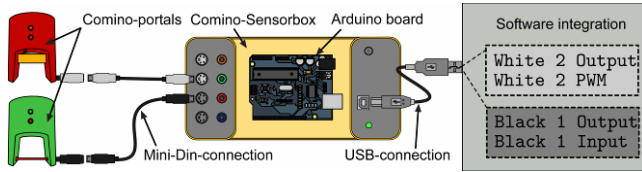


Figure 8: Schematic view of the interaction with the physical game interfaces.

The virtual counterpart or link to the physical interfaces are special “portal domino bricks” which cannot be modified by the user. These special domino elements are placed on a fixed location in the virtual environment and indicate where the physical interface should be placed by the players for the chain reaction to work as intended. Figure 9 illustrates the interaction between virtual and real domino bricks in Comino.

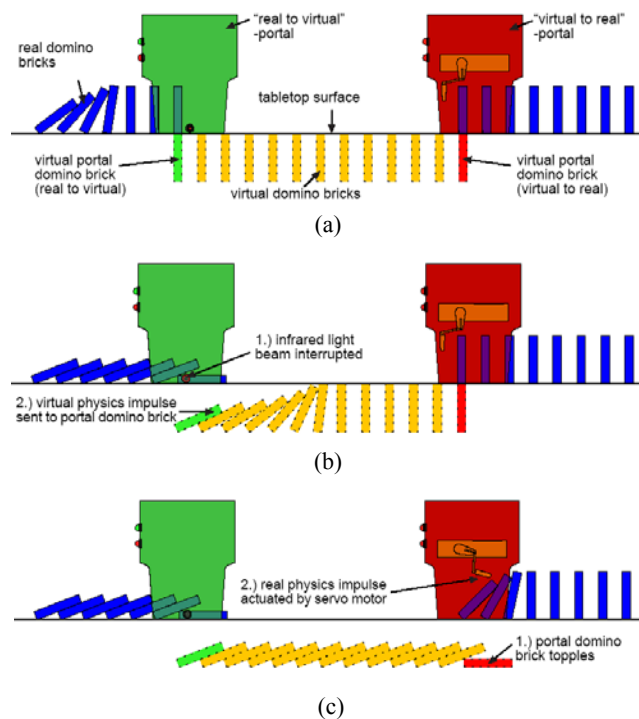


Figure 9: Special “portal domino bricks” act as virtual counterparts to the physical interfaces, allowing the transition from the real to the virtual world and vice versa.

In the example shown in Figure 9 the chain reaction starts in the real world. After toppling over, the last of the real domino blocks interrupts the infrared light beam which is emitted by an infrared LED integrated in the first portal. This change in intensity is detected by an infrared photodiode which is mounted on the opposite side of the portal and gets sent to the game via the Arduino board. In the engine, this change triggers a virtual impulse which causes the associated portal domino brick to topple

over. The chain reaction can now continue in the virtual realm. If the virtual domino bricks are set up correctly the chain reaction will now knock over the other portal domino pieces. This will trigger a real physics impulse actuated by the servo motor integrated in the second portal, causing any real domino block placed under the portal to topple over. Now the chain reaction is back in the real world, the interaction cycle is closed.

4.3 Software Implementation

For software development Virtools was chosen [10]. Virtools is a real-time 3D authoring environment which allows the creation of interactive 3D content. Virtools features a graphical programming interface which allows authors to create complex applications by dragging behaviors (or Building Blocks (BBs)) in scripts which are then assigned to various game objects (see Figure 10). Virtools can also be extended using the Virtools SDK and C++. For Comino, two custom BBs were implemented which facilitate the direct communication with Arduino and Anoto and the Virtools application. Both the Arduino and the Anoto BB are designed to be very flexible, permitting both BBs to be easily integrated in other Virtools projects.

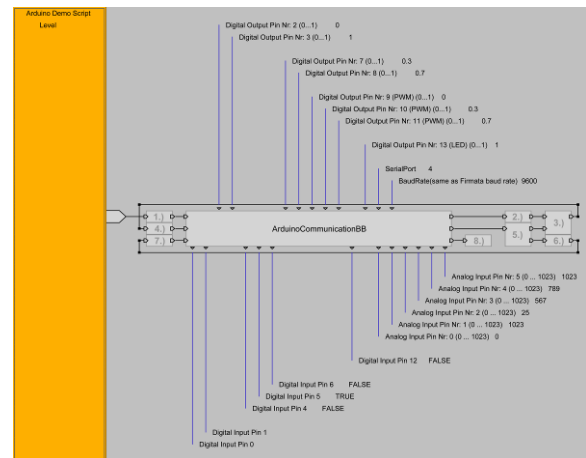


Figure 10: An example of a Virtools building block (BB).

The Anoto BB works as a UDP-receiver and works in combination with a custom UDP-sender which is able to read the Anoto-pen data via the Bluetooth port. The UDP-sender was developed at our University and was successfully used in various projects using Anoto-pen user input. For Comino, a BB which can handle up to four pens simultaneously was developed. This number was chosen because of the maximum number of players, which was decided to be not more than four players because of the limited amount of space provided by the hardware setup. However, the maximum number of pens can easily be increased for future projects. The calibration of the pen tracking is done using custom implemented software which allows the specification of different interaction areas (drawing areas, sliders or buttons) on any number of Anoto enabled surfaces. The calibration data is saved in an XML-format and can be interpreted by the Anoto BB, allowing fast and flexible configuration without recompiling.

The Arduino BB was also designed to allow very flexible integration of the Arduino board in Virtools. Instead of just integrating the functionality needed for the game, the Arduino BBs provides total control over the Arduino board within Virtools, redefining the functionality of the Arduino board to a

plug-and-play sensorbox which no longer needs special programs running on the controller itself. Using the Firmata protocol [9], all analog and digital I/O-pins of the Arduino board can be read or set from within Virtools without the specific knowledge of the Arduino programming tools and language. Hence even the novice users can easily integrate physical computing functionality in their Virtools project.

Comino features custom created game assets which were created using various 2D and 3D programs and then imported into the Virtools application. To create a more realistic and immersive game experience, physics simulation was integrated in the game for a realistic behaviour of the virtual game objects and a more seamless transition between real and virtual game objects. For the physics simulation, the Virtools Physics Library was used.

5. EARLY USER FEEDBACK

In our initial pilot study we tested 12 people (6 groups) from our University, who were not affiliated with this project. The overall participants' reaction was very positive. Users really liked the idea of playing with a tabletop interface that combines the real physical objects with a digital (augmented) environment. Participants had the impression to play within *one* world. The interface was perceived as very intuitive since the virtual domino pieces are behaving the same way as the real once.




Figure 11: The cables of the physical towers were disturbing participants while placing the domino stones.

Users also had no problems to use the digital pens for placing the virtual domino pieces. The tracking results of the Anoto pens are fast and allow users to perform an accurate interaction. However, they had difficulties handling with cables of the physical towers, which were placed on the table's surface (cf. Figure 11). A possible alternative would be the use of Bluetooth (BT) Arduino boards which could directly be integrated in the towers and would eliminate all cables. However, apart from being more expensive, this solution would also need a power supply in the towers and a re-implementation of the Firmata protocol which was designed for the use with the USB-boards only.

One of the design goals was to avoid HMDs and heavy, cumbersome devices for tracking the users' head position and orientation. Consequently, we had to find a rendering perspective which looks fine for most perspectives. In some special cases (if the users are looking to the scene with a really flat angle) users can have a distorted view of the scene (see Figure 12).



Figure 12: In some cases the perspective of the domino piece can become distorted.

Finally, the application also encouraged the close collaboration between the players (see Figure 12). In order to solve the task, all involved players have to discuss their strategy and be aware of what the co-player is doing.

6. CONCLUSION AND FUTURE WORK

In this paper, we have presented a new tabletop game interface, where both the real and digital world has to be connected to solve a task in the game. The presented Comino game allows users to play with real and digital domino tiles. The seamless integration of the digital content in the real environment worked fine. The results we achieved in our first user study present that participants had the impression to play in one world.

Our ongoing work will continue to add new physical objects (e.g. small robots from [11]) which also allow to cross the border between the real and digital world. Moreover, we are planning to scan the table surface with a Z-Sense camera [8] for a better physics behavior of the digital domino pieces.

7. ACKNOWLEDGMENTS

This project is sponsored by the Austrian Science Fund FFG (FHplus, contract no. 811407) and voestalpine Informations-technologie GmbH. The authors would like to express their gratitude to Thomas Seifried, Peter Brandl, and Daniel Leithinger for discussion and feedback and to all the participants of the user study.

8. REFERENCES

- [1] Barakonyi, I., Weilguny, M., Psik, T., and Schmalstieg, D. 2005. MonkeyBridge: autonomous agents in augmented reality games. In *Proceedings of the 2005 ACM SIGCHI international Conference on Advances in Computer Entertainment Technology* (Valencia, Spain, June 15 - 17, 2005). ACE '05, vol. 265. ACM Press, New York, NY, 172-175.
- [2] Brandl, P., Haller, M., Hurnaus, M., Lugmayr, V., Obergruber, J., Oster, C., Schafleitner, C., Billingham, M. An Adaptable Rear-Projection Screen Using Digital Pens And Hand Gestures, in ICAT 2007, in press.
- [3] Cheok, A. D., Fong, S. W., Goh, K. H., Yang, X., Liu, W., and Farzbiz, F. 2003. Human Pacman: a sensing-based mobile entertainment system with ubiquitous computing and tangible interaction. In *Proceedings of the 2nd Workshop on Network and System Support For Games* (Redwood City,

- California, May 22 - 23, 2003). NetGames '03. ACM Press, New York, NY, 106-117.
- [4] Cheok, A., Yang, X., Ying, Z., Billinghurst, M., and Kato, H. 2002. Touch-Space: Mixed Reality Game Space Based on Ubiquitous, Tangible, and Social Computing. *Personal Ubiquitous Comput.* 6, 5-6 (Jan. 2002), 430-442.
- [5] Dietz, P. and Leigh, D. 2001. *DiamondTouch: a multi-user touch technology*. In Proceedings of the 14th Annual ACM Symposium on User interface Software and Technology (Orlando, Florida, November 11 - 14, 2001). UIST '01. ACM Press, New York, NY, 219-226.
- [6] Hilton, A. and Fua, P. 2001. Modeling people toward vision-based understanding of a Person's shape, appearance and movement. *Comput. Vis. Image Underst.* 81, 3 (Mar. 2001), 227-230.
- [7] <http://wii.nintendo.com/>
- [8] <http://www.3dvsystems.com/>
- [9] <http://www.arduino.cc/>
- [10] <http://www.virttools.com>
- [11] Kojima, M., Sugimoto, M., Nakamura, A., Tomita, M., Inami, M., and Nii, H. 2006. Augmented Coliseum: An Augmented Game Environment with Small Vehicles. In *Proceedings of the First IEEE international Workshop on Horizontal interactive Human-Computer Systems* (January 05 - 07, 2006). TABLETOP. IEEE Computer Society, Washington, DC, 3-8.
- [12] Magerkurth, C., Memisoglu, M., Engelke, T., and Streitz, N. 2004. Towards the next generation of tabletop gaming experiences. In *Proceedings of Graphics interface 2004* (London, Ontario, Canada, May 17 - 19, 2004). ACM International Conference Proceeding Series, vol. 62. Canadian Human-Computer Communications Society, School of Computer Science, University of Waterloo, Waterloo, Ontario, 73-80.
- [13] Morris, M.R., Piper, A.M., Cassanego, A., Huang, A., Paepcke, A., and Winograd, T. *Mediating Group Dynamics through Tabletop Interface Design*. IEEE Computer Graphics and Applications, Sept/Oct 2006, 65-73.
- [14] Paelke, V., Reimann, C., and Stichling, D. 2004. Foot-based mobile interaction with games. In *Proceedings of the 2004 ACM SIGCHI international Conference on Advances in Computer Entertainment Technology* (Singapore, June 03 - 05, 2005). ACE '04, vol. 74. ACM Press, New York, NY, 321-324.
- [15] Thomas, B., Close, B., Donoghue, J., Squires, J., Bondi, P., and Piekarski, W. 2002. First Person Indoor/Outdoor Augmented Reality Application: ARQuake. *Personal Ubiquitous Comput.* 6, 1 (Jan. 2002), 75-86.
- [16] Wilson, A., and D. C. Robbins. PlayTogether: Playing Games across Multiple Interactive Tabletops. *IUI Workshop on Tangible Play: Research and Design for Tangible and Tabletop Games*, 2006.